

WristMotion

Hemiarthroplasty System

Preserve & Prolong Motion

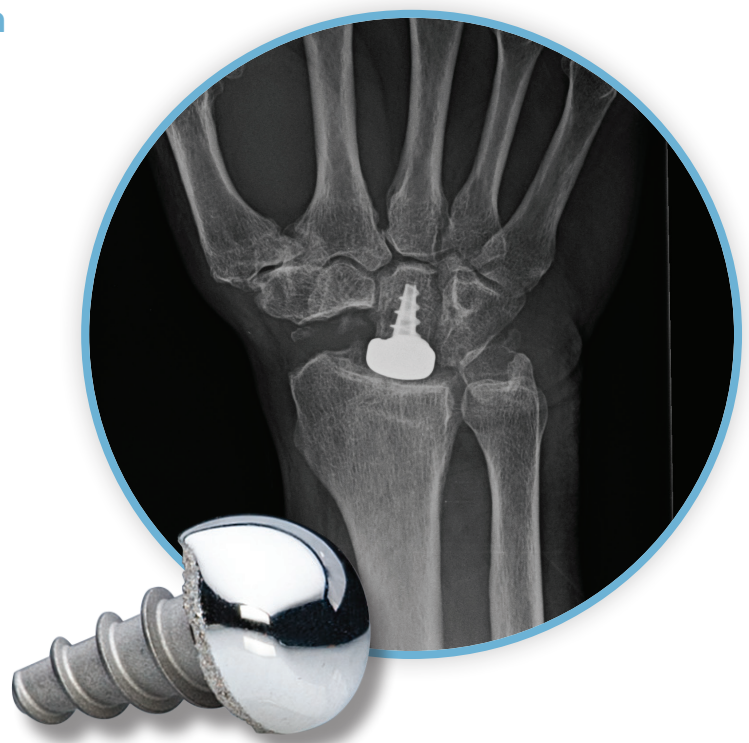
Expand the treatment algorithm for SLAC and SNAC wrists with the WristMotion® Hemiarthroplasty System

The WristMotion Hemiarthroplasty System is used in conjunction with a Proximal Row Carpectomy (PRC) to replace an arthritic or incongruent capitate. It expands the treatment options for:

- Type II and III scapholunate advanced collapse (SLAC) or scaphoid nonunion advanced collapse (SNAC) wrists
- Four corner fusion non-unions or failed PRC

Augmenting a traditional PRC procedure with the WristMotion Hemiarthroplasty System provides:

- Protection from accelerated wear of the non-congruent capitate
- Improved radio-capitate congruency which may benefit functional results of PRC procedures¹




arthrosurface®

Freedom of Motion

Anatomic Reconstruction


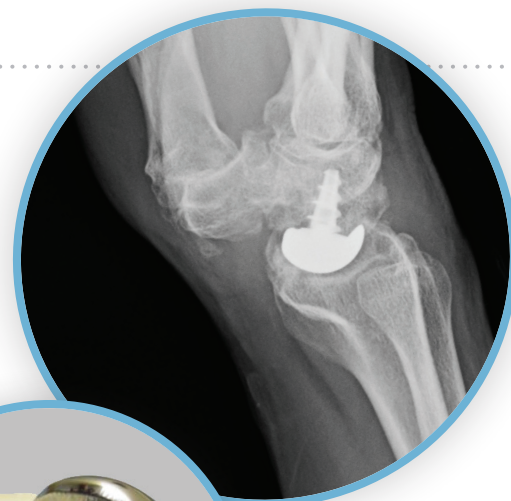
- WristMotion® implants reference the native anatomy of the lunate fossa to optimize the radiocapitate index
- Two diameters & multiple curvature options allow for an off-the-shelf custom fit into a single, modular taper post
- Minimal hardware creates a reproducible and simple procedure without fusing adjacent bones

Motion Preservation

- Converts the complex carpal joint into a simple, smooth articulating hinge
- Creating the lunate's curvature on the capitate establishes a congruent joint at time zero
- Inlay design matches the native anatomy & optimizes stability

Rock-Solid Fixation

- Ti plasma spray undercoating provides excellent implant fixation characteristics
- Tapered screw & morse taper interlock for



WristMotion Ordering Information

Part Number	Instrument Kit
8W00-1000	Instrumentation Kit
8W95-0016-A	Taper Post, 7.5mm x 16mm
8W12-3517-A	12mm CAP (22mm x 17mm Curvature)
8W12-2217-A	12mm CAP (35mm x 17mm Curvature)
8W15-2217-A	15mm CAP (22mm x 17mm Curvature)
8W15-2223-A	15mm CAP (22mm x 23mm Curvature)
8W15-3517-A	15mm CAP (35mm x 17mm Curvature)
8W15-3523-A	15mm CAP (35mm x 23mm Curvature)

1. Lenoir H, Toffoli A, Coulet B, Lazerges C, Waitzenegger T, Chammas M. Radiocapitate congruency as a predictive factor for the results of proximal row carpectomy. J Hand Surg Am. 2015 Jun;40(6):1088-94.

1-508-520-3003 | movefreely@arthrosurface.com

www.arthrosurface.com

Restore. Recover. Renew. | Move Freely | Preserve Motion

©2025 Arthrosurface, Inc. | PN 3001-4007 REV H

Arthrosurface, WristMotion, Move Freely, Preserve Motion, and Restore. Recover. Renew. are trademarks and/or registered trademarks of Arthrosurface, Inc. and its affiliates in certain jurisdictions.